



Ampia superficie del piano
Large platform

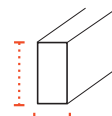
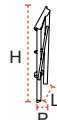
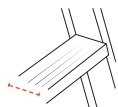
Copertura esterna
del gradino antitaglio
Rung covers to avoid cutting



Struttura in alluminio,
con base d'appoggio a terra
a corpo unico per una maggiore
stabilità e sicurezza
Aluminium structure, with back
base support to grant max safety
and stability



Ref.



	mm	m	m	H x L x P m	anteriore front mm	posteriore back mm	kg	m ³	
BA310 2 GRADINI +PIANO	80	2,66	0,66	0,86x0,14x0,45	40x25	35x23	3,30	0,06	8013186023109

UTILIZZI - SUGGESTED USES

RICAMBI A PAG. / SPARE PARTS AT PAGE 159

